



ONE40

*Celebrating 140 years
of produce broking...*


FORBES & WALKER TEA BROKERS PVT LTD

WEEKLY TEA MARKET REPORT

SALE NO

05

**02ND/03RD
FEBRUARY 2026**



Overall Market

| | QTY (M/KGS) | DEMAND |
|------------------|-------------|---------------------|
| Ex Estate | 0.78 | Fair |
| High & Medium | 0.65 | Irregular |
| Leafy | 0.96 | Fair |
| Semi Leafy | 0.80 | Fair |
| Tippy/Small Leaf | 1.01 | Fair |
| Premium Flowery | 0.06 | Improved |
| Off Grade | 1.31 | Less |
| Dust | 0.50 | Fair |
| Total | 6.09 | Fair general |

ORDER OF SALE

SALE NO : 5

02ND/03RD FEBRUARY 2026

| EX-ESTATE | LG LARGE LEAF LG SMALL LEAF/BOP1A/ PREMIUM | HIGH & MEDIUM/OFF GRADE /DUST |
|--|--|--|
| Mercantile Produce Brokers (Pvt) Ltd | Lanka Commodity Brokers Ltd | Lanka Commodity Brokers Ltd |
| John Keells PLC | Forbes & Walker Tea Brokers (Pvt) Ltd | Asia Siyaka Commodities PLC |
| Lanka Commodity Brokers Ltd | Eastern Brokers Ltd | BPML Produce Marketing (Pvt) Ltd |
| Ceylon Tea Brokers PLC | Mercantile Produce Brokers (Pvt) Ltd | Ceylon Tea Brokers PLC |
| Eastern Brokers Ltd | BPML Produce Marketing (Pvt) Ltd | John Keells PLC |
| Forbes & Walker Tea Brokers (Pvt) Ltd | Ceylon Tea Brokers PLC | Eastern Brokers Ltd |
| BPML Produce Marketing (Pvt) Ltd | Asia Siyaka Commodities PLC | Forbes & Walker Tea Brokers (Pvt) Ltd |
| Asia Siyaka Commodities PLC | John Keells PLC | Mercantile Produce Brokers (Pvt) Ltd |

AUCTION DETAILS

AT THIS WEEK'S SALE 12,493 LOTS TOTALLING 6,089,722 KGS WERE ON OFFER. THE BREAKDOWN IS AS FOLLOWS:

| | LOTS | QUANTITY |
|------------------------|---------------|------------------|
| Ex Estate | 801 | 784,524 |
| High & Medium | 1,629 | 654,744 |
| Low Grown - Leafy | 2,505 | 962,061 |
| Low Grown - Semi Leafy | 1,839 | 798,991 |
| Low Grown - Tippy | 2,104 | 1,013,558 |
| Premium Flowery | 458 | 62,362 |
| Off Grades | 2,593 | 1,309,972 |
| Dust | 564 | 503,510 |
| Total | 12,493 | 6,089,722 |
| Re - Prints | 1,645 | 717,593 |

SETTLEMENT DATES

06/02/2026 09/02/2026 10/02/2026

10% Payment

Buyers Prompt

Sellers Prompt

Quality

Overall, similar to last.

COMMENTS

This week's auction comprised of 6.1 M/Kgs. There was fair general demand mostly at firm to easier rates, except for the seasonal teas from the Western slopes which appreciated significantly following quality. The overall bearish sentiment amidst the declining rupee would no doubt be concerning.

Ex-Estate offerings comprised of 0.78 M/Kgs. Quality of teas from the Western slopes showed a further improvement and had on offer a wider selection of teas. It was encouraging to observe the improved activity and the appreciation in prices for the seasonal teas.

Activity at the lower end of the market was largely limited to the cleaner leaf teas, whilst the poorer teas declined in value.

High & Mid Grown CTC teas too followed a similar trend with the better teas continuing to sell around last week's levels, whilst the poorer counterparts lost out in value. Corresponding Low Grown types too were barely maintained and were often easier for the poorer sorts which were adversely impacted due to limited interest from the CIS and Middle East.

Low Grown totalled approximately 2.77 M/Kgs with the Leafy, Semi-Leafy and Tippy categories witnessing fair demand, whilst the Premium category met with improved demand. Limited activity from shippers to the CIS, Türkiye and Syria, whilst there was improved activity from shippers to Iran.

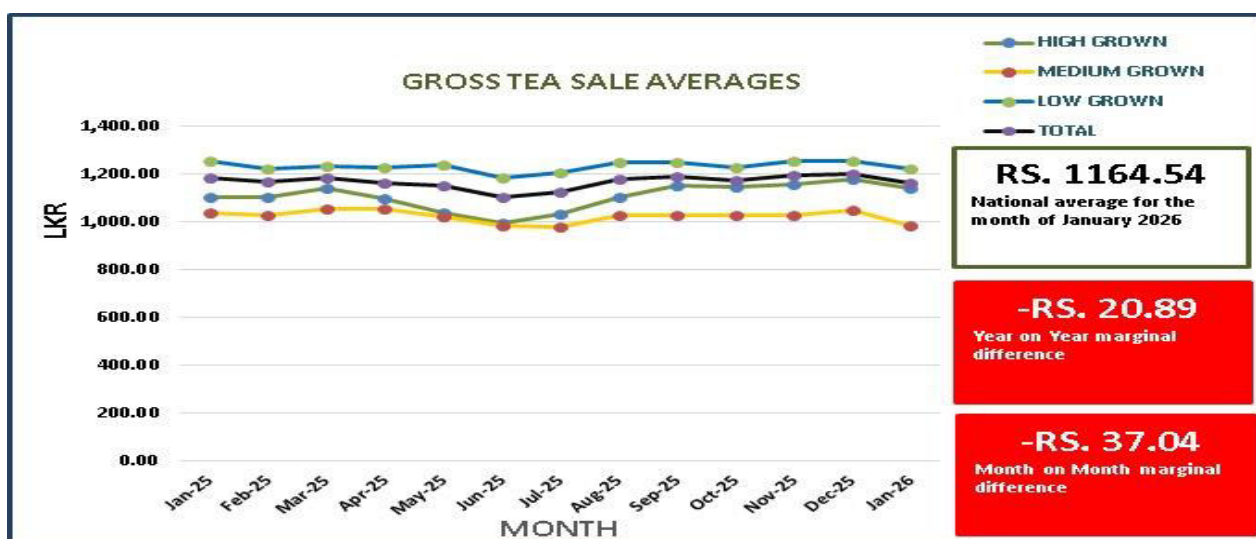
In the Leafy and Semi-Leafy catalogues, Select Best BOP1's together with teas at the bottom were firm, whilst the Best, Below Best and bolder varieties declined. A selection of high-priced OP1's appreciated, whilst the balance sold at last levels. OP/OPA's, in general, were lower. Well-made PEK's were easier, whilst the balance together with the mixed/open varieties sold at last levels. PEK1's declined.

In the Tippy catalogue, well-made FBOP's together with teas at the bottom sold at last levels, whilst the balance together with the bolder varieties declined. Teas at the bottom sold around last levels. Select Best FF1's were firm. The Best together with the cleaner Below Best were firm to dearer, whilst the balance were irregular following quality.

In the Premium catalogue, Very Tippy teas sold around last levels and the others in general appreciated., whilst the leafier types were irregular.

NATIONAL TEA SALES AVERAGES

(JANUARY 2026)



Key Highlights:

- January average recorded Rs. 1,164.54 (USD 3.76), a decline Rs. 37.04 (USD 0.13) against December 2025
- All elevations except for the High Grown Elevation witnessed a decline in LKR terms, whilst in USD terms all elevations recorded negative variances in comparison with the corresponding month in year 2025

| In Sri Lankan Rupees | | | | | | | | |
|----------------------|----------|----------|--------------|----------|--------------|--------------|--------------|--------------|
| | 26-Jan | 25-Dec | MOM Variance | 25-Jan | YOY Variance | To date 2026 | To date 2025 | YOY Variance |
| High Grown | 1,143.12 | 1,178.25 | -35.13 | 1,105.66 | 37.46 | 1,143.12 | 1,105.66 | 37.46 |
| Medium Grown | 987.40 | 1,048.89 | -61.49 | 1,038.05 | -50.65 | 987.40 | 1,038.05 | -50.65 |
| Low Grown | 1,221.63 | 1,258.25 | -36.62 | 1,255.60 | -33.97 | 1,221.63 | 1,255.60 | -33.97 |
| Total | 1,164.54 | 1,201.58 | -37.04 | 1,185.43 | -20.89 | 1,164.54 | 1,185.43 | -20.89 |
| In U.S. Dollars | | | | | | | | |
| | 26-Jan | 25-Dec | MOM Variance | 25-Jan | YOY Variance | To date 2026 | To date 2025 | YOY Variance |
| High Grown | 3.69 | 3.81 | -0.12 | 3.73 | (0.04) | 3.69 | 3.73 | -0.04 |
| Medium Grown | 3.19 | 3.39 | -0.20 | 3.50 | (0.31) | 3.19 | 3.50 | -0.31 |
| Low Grown | 3.95 | 4.07 | -0.12 | 4.24 | (0.29) | 3.95 | 4.24 | -0.29 |
| Total | 3.76 | 3.89 | -0.13 | 4.00 | (0.24) | 3.76 | 4.00 | -0.24 |

Source - Sri Lanka Tea Board (For statistical purposes only)

* National tea sales average for the month of January 2026 recorded Rs. 1,164.54 (USD 3.76), showing a decrease of Rs. 37.04 and negative USD 0.13 in comparison with the December 2025 average of Rs. 1,201.58 (USD 3.89).

* In comparison to the January 2025 average of Rs. 1,185.43 (USD 4.00), shows a significant decline of Rs. 20.89 and USD 0.24 YOY.

Elevation-Wise Summary: January 2025

* High Grown average for the month stood at Rs. 1,143.12 (USD 3.69) witnessed a decline of Rs. 35.13 and USD 0.12 against the previous month (December 2025), whilst against the corresponding month of the previous year, an increase of Rs. 37.46 and a decline of USD 0.04.

* Medium Grown average for the month of January 2026 stood at Rs. 987.40 (USD 3.19), a negative variance of Rs. 61.49 vis-à-vis Rs. 1,048.89 (USD 3.39) of December 2025, whilst against the corresponding period of 2025, a negative variance of Rs. 50.65 and USD 0.31.

* Low Grown average for the month of Rs. 1,221.63 (USD 3.95) showed a decline both LKR and USD terms of Rs. 36.62 and USD 0.12 month on month vis-à-vis Rs. 1,258.25 (USD 4.07) recorded in December 2025, whilst in the corresponding period records a negative variance Rs. 33.97 and USD 0.29.

(Refer statistical details on Page No. 13)

World Tea News

Darjeeling Tea to hit new production low in 2025

The famed Darjeeling tea may have slipped to a new production low in 2025, as changing weather patterns, a shortage of pluckers and mounting economic stress weigh on the region's gardens.

Production from January to November of 2025 was at 5.19 million kg (M/kg) compared to 5.69 M/kg in the same period of 2024, down 8.79 per cent year-on year.

And the output is unlikely to increase substantially as the tea production ceases in November. Barring 2017, when production crashed to 3.2 M/kg the production has never been so low.

A new production low in 2025 would hardly be unexpected for Darjeeling, whose fabled gardens - home to the "champagne of teas" - have been hitting fresh lows year after year.

Production, which was 14.49 M/kg in 1990, has been on a steady downward trajectory since. The current output of 5.19 M/kg reflects the cumulative impact of problems that have built up over the years,

Source: TBI/Rediff (Extracts), Courtesy: Tea Exporters' Association Sri Lanka

CROP AND WEATHER

FOR THE PERIOD 28 January - 03 February 2026

Western/Nuwara Eliya Regions



Both regions experienced bright weather at the beginning of the week and dull weather with scattered showers towards the latter part of the week. The Department of Meteorology expects misty conditions during the early morning hours in both the Nuwara Eliya and Western regions, with showers expected after 2 p.m. in the week ahead.

Uva/Udapussellawa Regions



Both regions reported sunny weather and occasional showers throughout the week. According to the Department of Meteorology, rain is expected in the Uva Region in the week ahead.

Low Grown






The Low Grown Region experienced sunny weather conditions and sporadic showers throughout the week. Rain is expected to continue in the Low Grown Region in the week ahead according to the Department of Meteorology.

Crop

Crop intake in the Nuwara Eliya Region remained stable during the week. The Western and Uva regions recorded a slight decrease, while the Low Grown Region showed an increase in the crop intake levels.

HIGH GROWN TEAS

 Incline from last week
 Decline from last week
 Static Market

BOP

Best Western's - A few improved teas in the Select Best category gained by Rs. 60-80 per kg following special inquiry, whilst the others gained to a lesser extent. In the Below Best category, select improved teas gained by Rs. 40 per kg and more, whilst the others were barely steady. At the lower end of the market, clean leaf teas sold at last levels, whilst the others declined by Rs. 20-40 per kg and at times more. Nuwara Eliya's were mostly unsold. Uda Pussellawa's - Best varieties declined by Rs. 40 per kg and more, whilst the others were firm to irregularly lower. Uva's - Select Best types declined by Rs. 20-40 per kg, whilst the others declined further.

BOPE

Best Western's - A few Select Best varieties gained by Rs. 50-100 per kg following quality/special inquiry, whilst the others gained by Rs. 20-40 per kg. In the Below Best category, clean leaf teas too followed a similar trend, whilst the others sold at last levels. At the lower end of the market, clean leaf types sold at last levels, whilst the others declined by Rs. 40 per kg and more. Nuwara Eliya's were mostly unsold. Uda Pussellawa's - Better teas sold at last levels, whilst the others declined by Rs. 20-40 per kg and more. Uva's - A few improved teas sold at last levels, whilst the others in general were firm to irregularly lower.

OP/OPA

Well-made varieties were firm to easier by Rs. 20-30 per kg, whilst the Below Best types and poorer sorts declined by Rs. 20-40 per kg and more, at times.

PEKOE/PEKOE1

Flavours PEK/PEK1's were irregularly easier by Rs. 50-70 per kg, whilst the select Best Orthodox Leafy PEK's were easier by Rs. 30-50 per kg. PEK1's declined by Rs. 50-100 per kg. Below Best PEK/PEK1's were lower by Rs. 20-50 per kg. Select Best Rotovane PEK's gained significantly by Rs. 80-100 per kg in keeping with improved quality. Below Best and Best varieties were mostly firm on last, whilst the others and poorer sorts were barely steady.

FBOP/FBOPF1

Flavours FBOP/FBOPF1's and the better Orthodox FBOP/FBOPF1's were firm to easier by Rs. 20-40 per kg, whilst the Below Best varieties were firm to dearer by Rs. 20 per kg. Poorer sorts were irregularly lower by Rs. 40-60 per kg.

QUOTATIONS LKR

| SALE DTE | BOP | | BOPE | | PEKOE/FBOP | | OP | |
|-------------------------|--------------|--------------|--------------|--------------|--------------|--------------|--------------|--------------|
| | 27/28 Jan | 02/03 Feb | 27/28 Jan | 02/03 Feb | 27/28 Jan | 02/03 Feb | 27/28 Jan | 02/03 Feb |
| Best Westerns | 1400-1500 | 1420 - 1600 | 1320-1480 | 1380 - 1700 | 1240-1650 | 1240 - 1650 | 1000-1180 | 1000 - 1120 |
| Below Best Westerns | 1280-1380 | 1240 - 1380 | 1220-1300 | 1220 - 1360 | 980-1160 | 1020 - 1220 | 920-960 | 860 - 940 |
| Plainer Westerns | 1120-1260 | 1120 - 1200 | 1100-1200 | 1040 - 1200 | 730-940 | 700 - 940 | 650-810 | 700 - 850 |
| Nuwara Eliyas | N/A | N/A | N/A | N/A | 870-1420 | 1240 - 1260 | 810 | N/A |
| Brighter Udupussellawas | 1120-1180 | 1080 - 1100 | 1160-1200 | 1120 - 1200 | 1180-1500 | 1220 - 1600 | 940-1000 | 920 - 1000 |
| Other Udupussellawas | 1040-1080 | 1020 - 1040 | 1040-1100 | 1020 - 1040 | 880-1140 | 920 - 1040 | 710-730 | N/A |
| Best Uvas | 1200-1240 | 1200 - | 1220-1280 | 1240 - 1280 | 1180-1600 | 1200 - 1700 | 740-1000 | 1000 - 1180 |
| Other Uvas | 1160-1180 | 1120 - | 1160-1200 | 1000 - 1220 | 830-1160 | 800 - 1180 | 650-920 | 850 - 980 |

MEDIUM GROWN TEAS

■ Incline from last week
■ Decline from last week
■ Static Market

| | |
|---------------------|--|
| BOP | Generally firm. |
| BOPF | Mostly sold around last levels. |
| OP/OPA | Well-made teas were firm to easier by Rs. 20-40 per kg, whilst the Below Best types were lower by Rs. 30-50 per kg. Teas at the lower end declined by Rs. 20 per kg. |
| PEKOE/PEKOE1 | Select Best and Best PEK/PEK1's were easier by Rs. 50-100 per kg, whilst the Below Best and the others declined by Rs. 40-60 per kg. |
| FBOP/FBOPF1 | Select Best FBOP/FBOPF1's were firm to easier by Rs. 30-50 per kg. Best and Below Best FBOP/FBOPF1's were firm to dearer by Rs. 20 per kg, whilst the FBOP/FBOPF1's at the bottom end were easier by Rs. 30-50 per kg. |

| QUOTATIONS LKR SALE DTE | BOP | | BOPF | | PEKOE/FBOP | | OP | |
|----------------------------|--------------|--------------|--------------|--------------|--------------|--------------|--------------|--------------|
| | 27/28 Jan | 02/03 Feb | 27/28 Jan | 02/03 Feb | 27/28 Jan | 02/03 Feb | 27/28 Jan | 02/03 Feb |
| Good Mediums | 1180-1700 | 1400 - 1750 | 1220-1260 | 1180 - 1260 | 1220-1900 | 1200 - 1850 | 980-1180 | 1020 - 1220 |
| Other Mediums | 820-1060 | 810 - 1260 | 800-1060 | 800 - 1060 | 740-1200 | 670 - 1180 | 650-960 | 520 - 1000 |

UNORTHODOX / CTC TEAS

| | |
|---------------------|---|
| HIGH GROWN | BP1s - Hardly any offerings. PF1s - Better sorts sold at last levels, whilst the others declined by Rs. 20-40 per kg. |
| MEDIUM GROWN | BP1s - Firm to irregularly dearer. PF1s - Better sorts - A few select invoices sold at last week's closing levels, whilst the others were irregular and mostly lower. |
| LOW GROWN | BP1s - Sold around last levels. PF1s - Better sorts were Rs. 20 per kg easier, whilst the others were irregular. |

| QUOTATIONS LKR SALE DTE | BP1 | | PF1 | |
|----------------------------|--------------|--------------|--------------|--------------|
| | 27/28 Jan | 02/03 Feb | 27/28 Jan | 02/03 Feb |
| High Grown | N/A | N/A | 1020-1160 | 1040 - 1100 |
| Medium Grown | 1080-1100 | 1060 - | 1020-1140 | 1000 - 1120 |
| Low Grown | 1360 | 1360 - | 1040-1360 | 1020 - 1380 |

OFF GRADES

■ Incline from last week
■ Decline from last week
■ Static Market

FGS1/FGS

Select Best sorts together with the Best varieties declined sharply, whilst the Below Best sorts were easier by Rs. 30-50 per kg. Teas at the lower end of the market were firm to easier following quality. Low Grown - Clean leaf varieties maintained around last week's levels. Below Best sorts were irregular, whilst the poorer sorts declined. CTC - In general were firm to easier.

BROKENS

Reducer varieties were firm to selectively dearer following quality. Clean leaf sorts which commenced firm to dearer by Rs. 20-40 per kg, declined by a similar margin as the sale progressed. Cleaner Below Best sorts were firm to irregular, whilst the poorer sorts were easier.

BOP1A

Main Grade reducer varieties in the Best category were firm. Below Best together with the poorer varieties gained by Rs. 10-20 per kg, whilst select invoices maintained around last week's closing levels.

QUOTATIONS LKR

| SALE DTE | HIGH | | MEDIUM | | LOW | |
|----------------------------|--------------|---|--------------|---|--------------|---|
| | 27/28 Jan | 02/03 Feb | 27/28 Jan | 02/03 Feb | 27/28 Jan | 02/03 Feb |
| Better Fannings (Orthodox) | 860-1340 | 840 - 1320 | 830-1140 | 820 - 1180 | 830-940 | 840 - 900 |
| Better Fannings (CTC) | N/A | N/A | N/A | N/A | 800-1020 | 820 - 1160 |
| Other Fannings (Orthodox) | 520-850 | 500 - 830 | 560-820 | 550 - 810 | 500-820 | 500 - 800 |
| Other Fannings (CTC) | N/A | N/A | 610-770 | 600 - 710 | 560-740 | 560 - 700 |
| Good Brokens | 750-1000 | 740 - 1080 | 750-1280 | 730 - 1220 | 760-1200 | 730 - 1200 |
| Other Brokens | 490-740 | 460 - 710 | 480-740 | 480 - 720 | 450-750 | 400 - 720 |
| Better BOP1As | 740-830 | 750 - 850 | 740-1020 | 740 - 900 | 750-1260 | 760 - 1260 |
| Other BOP1As | 600-720 | 690 - 730 | 610-720 | 670 - 730 | 500-720 | 540 - 740 |

DUSTS

DUST1

Teas in the Select Best category were mostly firm, whilst a few select invoices were dearer by Rs. 20-40 per kg following special inquiry. Improved teas in the Best category, where quality was maintained, were dearer by Rs. 20-40 per kg, whilst the others were firm to easier by Rs. 20 per kg. The Below Best varieties were firm to dearer by Rs. 20-30 per kg, whilst the poorer sorts remained firm. The Low Grown varieties sold around last week's price levels. The High and Medium Grown CTC's declined substantially by Rs. 60-80 per kg, whilst the Low Grown CTC's which commenced at firm price levels, declined substantially by Rs. 60-80 per kg and more as the sale progressed.

DUST

Clean leaf secondaries together with the poorer sorts sold around last week's levels, whilst the Low Grown varieties too followed a similar trend.

QUOTATIONS LKR

| SALE DTE | HIGH | | MEDIUM | | LOW | |
|------------------------------------|--------------|--|--------------|--|--------------|--|
| | 27/28 Jan | 02/03 Feb | 27/28 Jan | 02/03 Feb | 27/28 Jan | 02/03 Feb |
| Better Primary Dust (Orthodox) | 1200-1700 | 1200 - 1700 | 1080-1140 | 1080 - 1200 | 1060-1120 | N/A |
| Better Primary Dust (CTC) P. Dust | 1100 | N/A | 1150-1240 | 1120 - | 1160-1420 | 1160 - 1480 |
| Below Best Primary Dust (Orthodox) | 1040-1180 | 1060 - 1180 | 830-1060 | 830 - 1060 | 790-1040 | 760 - 960 |
| Other Primary Dust (CTC) P. Dust | 690-1080 | 830 - | 850-1140 | 900 - 1100 | 920-1140 | 790 - 1140 |
| Other Primary Dust (Orthodox) | 840-1020 | 860 - 1040 | 630-820 | 540 - 820 | 690-780 | 590 - 750 |
| Better Secondary Dust | 1060-1220 | 1060 - 1280 | N/A | N/A | 960-1000 | N/A |
| Other Secondary Dust | 690-1040 | 740 - 1050 | 590-860 | 540 - 880 | 620-940 | 600 - 960 |

LOW GROWN TEAS

■ Incline from last week
■ Decline from last week
■ Static Market

| | |
|---------------------|---|
| FBOP/FBOP1 | Well-made FBOP's were firm, whilst the Below Best together with the bolder varieties declined. Teas at the bottom sold around last levels. FBOP1's followed a similar trend. |
| BOP | Well-made BOP's were easier, whilst the others in general were firm on last. |
| BOP1 | Select Best BOP1's together with teas at the bottom were firm, whilst the Best together with the Below Best and bolder varieties declined. |
| OP1 | A selection of high-priced OP1's appreciated, whilst the balance together with the Below Best and teas at the bottom were firm. However, the Best varieties declined. |
| OP | OP's, in general, declined. |
| OPA | OPA's, in general, were easier. |
| PEKOE | Select Best and Best PEK's were easier, whilst the balance together with the mixed/open varieties were firm. PEK1's, in general, were irregularly lower. |
| BOPF | A range of Select Best BOPF's sold around last levels, whilst the others in general were easier. |
| FBOPF/FBOPF1 | Very Tippy teas were firm, whilst the balance in general appreciated. However, the leafier types were irregular. Select Best FF1's were firm, whilst the Best together with the cleaner Below Best were firm to dearer. The balance were irregular following quality. |

| QUOTATIONS LKR SALE DTE | SELECT BEST | | BEST | | BELOW BEST | | OTHERS | |
|----------------------------|--------------|--------------|--------------|--------------|--------------|--------------|--------------|--------------|
| | 27/28 Jan | 02/03 Feb | 27/28 Jan | 02/03 Feb | 27/28 Jan | 02/03 Feb | 27/28 Jan | 02/03 Feb |
| FBOP 1 | 1600-1900 | 1600 - 1900 | 1400-1450 | 1400 - 1450 | 1200-1300 | 1200 - 1250 | 900-950 | 900 - 950 |
| FBOP | 1800-2400 | 1800 - 2500 | 1480-1550 | 1480 - 1550 | 1200-1300 | 1200 - 1250 | 900-950 | 900 - 950 |
| BOP 1 | 2300-3000 | 2250 - 3000 | 1600-2250 | 1600 - 2200 | 1300-1500 | 1260 - 1500 | 900-1280 | 900 - 1240 |
| BOP | 1500-1800 | 1500 - 1800 | 1400-1450 | 1400 - 1450 | 1100-1200 | 1100 - 1200 | 900-1000 | 900 - 1000 |
| BOPF | 1300-1400 | 1300 - 1400 | 900-1000 | 900 - 1000 | 850-880 | 850 - 880 | 800-850 | 800 - 850 |
| FBOPF (TIPPY)/FBOPF SP | 4000-5000 | 4000 - 4950 | 3000-3800 | 3000 - 3800 | 2500-2900 | 2500 - 2900 | 1000 | 1000 - |
| FBOPF 1 | 1550-1650 | 1550 - 1650 | 1450-1500 | 1450 - 1500 | 1340-1380 | 1340 - 1380 | 950-1000 | 950 - 1000 |
| FBOPF | 1400-1600 | 1400 - 1600 | 1300-1350 | 1300 - 1350 | 1200-1300 | 1200 - 1300 | 900-950 | 900 - 950 |
| OP 1 | 3050-3750 | 3100 - 3800 | 2400-2950 | 2450 - 3000 | 1650-2350 | 1650 - 2400 | 900-1600 | 900 - 1600 |
| OP | 1440-1600 | 1440 - 1600 | 1320-1420 | 1340 - 1420 | 1140-1300 | 1140 - 1320 | 800-1120 | 800 - 1120 |
| OPA | 1360-1700 | 1360 - 1600 | 1220-1340 | 1200 - 1340 | 1120-1200 | 1100 - 1180 | 800-1100 | 800 - 1080 |
| PEKOE | 1480-2300 | 1440 - 2250 | 1300-1460 | 1280 - 1420 | 1200-1280 | 1180 - 1260 | 850-1180 | 850 - 1160 |
| PEK 1 | 1700-2350 | 1650 - 2200 | 1400-1650 | 1360 - 1600 | 1240-1380 | 1240 - 1340 | 900-1220 | 900 - 1260 |

TOP PRICE

| WESTERN MEDIUM | | | |
|--------------------|--------|---|------|
| Dartry Valley | BOP | @ | 1750 |
| Craighead | BOP | @ | 1700 |
| Harangalla | BOP | | 1700 |
| Craighead | BOPSp | @ | 1550 |
| Vellai Oya | BOPF | | 1260 |
| Rozelle | BOPF | @ | 1220 |
| Craighead | BOPF | @ | 1060 |
| Ancoombra | BOPFSp | | 920 |
| Craighead | BOP1 | @ | 2000 |
| Dartry Valley | BOP1 | @ | 2000 |
| Craighead | FBOP | @ | 1850 |
| Dartry Valley | FBOP | @ | 1850 |
| Harangalla | FBOP | @ | 1800 |
| Imboolpittia | FBOP | @ | 1750 |
| Hansagiri Kothmale | FBOP1 | | 1500 |
| Craighead | FBOP1 | @ | 1240 |
| Harangalla | FBOP1 | @ | 960 |
| Imboolpittia | FBOPF1 | @ | 1650 |
| Dartry Valley | FBOPF1 | @ | 1650 |
| Craighead | FBOPF1 | @ | 1600 |
| Harangalla | FBOPF1 | @ | 1600 |
| Hansagiri Kothmale | OP | | 1220 |
| Hatale | OPA | | 1200 |
| Harangalla | OP1 | @ | 1600 |
| BTS Super | PEK | | 1460 |
| Harangalla | PEK1 | | 1800 |
| Galgewatta | PEK1 | | 1800 |
| Doombagastalawa | PEK1 | @ | 1700 |
| Hansagiri Kothmale | PEK1 | | 1700 |
| New Rothschild | PEK1 | | 1700 |
| WESTERN HIGH | | | |
| Robgill | BOP | | 1600 |
| Wattegodde | BOPSp | @ | 1650 |
| Somerset | BOPSp | @ | 1600 |
| Dessford | BOPSp | @ | 1600 |
| Ingestre | BOPSp | | 1600 |
| Bearwell | BOPSp | @ | 1550 |
| Mattakelle | BOPSp | | 1550 |
| Wattegodde | BOPF | | 1700 |
| Glenloch | BOP1 | @ | 1500 |
| Inverness | BOP1 | | 1500 |
| Torrington | BOP1 | @ | 1420 |
| Venture | FBOP | | 1650 |
| Torrington | FBOP1 | @ | 1040 |

| WESTERN HIGH | | | |
|----------------|--------|---|------|
| St. Andrews | FBOPF1 | | 1440 |
| Glenloch | FBOPF1 | @ | 1420 |
| Bambrakelly | FBOPF1 | | 1420 |
| Queensberry | FBOPF1 | @ | 1380 |
| Torrington | FBOPF1 | @ | 1380 |
| Cymru | FBOPF1 | | 1380 |
| Venture | OP | | 1120 |
| Kirkoswald | OPA | | 1080 |
| Venture | OPA | | 1080 |
| Torrington | OPA | @ | 1060 |
| St. Andrews | OP1 | | 1500 |
| Queensberry | OP1 | @ | 1300 |
| Torrington | OP1 | @ | 1180 |
| Wattegodde | PEK | @ | 1650 |
| Dessford | PEK | @ | 1650 |
| Tillyrie | PEK | @ | 1600 |
| Great Western | PEK | @ | 1600 |
| Norwood | PEK | @ | 1550 |
| Somerset | PEK | | 1550 |
| Glenloch | PEK1 | @ | 1550 |
| Torrington | PEK1 | @ | 1460 |
| NUWARA ELIYAS | | | |
| Kenmare | BOP | @ | 1100 |
| Kenmare | FBOP | @ | 1260 |
| Kenmare | FBOPF1 | | 1380 |
| Kenmare | OPA | | 920 |
| Court Lodge | PEK1 | | 1280 |
| UDAPUSSELLAWAS | | | |
| Luckyland | BOP | | 1100 |
| Kirklees | BOP | | 1100 |
| Brookside | BOP | @ | 1040 |
| Liddesdale | BOP | | 1040 |
| Mooloya | BOPSp | | 1120 |
| Luckyland | BOPF | | 1200 |
| Gonapitiya | BOP1 | | 1460 |
| Delmar | FBOP | @ | 1600 |
| Blairlomond | FBOPF1 | | 1400 |
| Maha Uva | OP | @ | 1060 |
| Blairlomond | OPA | | 1020 |
| Delmar | OP1 | @ | 1400 |
| Maha Uva | OP1 | @ | 1100 |
| Maha Uva | PEK | @ | 1260 |
| Maha Uva | PEK1 | @ | 1500 |

@ - SOLD BY FORBES & WALKER TEA BROKERS (PVT) LTD. ** - ALL TIME RECORD PRICE. * - EQUAL ALL TIME RECORD PRICE

| LOW GROWNS | | | |
|------------------------|--------|---|------|
| Mahaliyadda | BOP | | 2000 |
| Elaine Super | BOPSp | | 2000 |
| Kings Bru | BOPA | | 2000 |
| Rajjuruwatta Super | BOPF | | 1900 |
| H P P Tea | BOPFSp | | 1850 |
| Gunawardana | FBOP | @ | 2650 |
| Athukorala Group Super | FBOP1 | | 1950 |
| Dullie Ella | FBOP1 | @ | 1850 |
| Wewelkandura Super | FBOPF | | 1950 |
| Karagoda | FBOPF | | 1600 |
| Gunawardana | FBOPF | @ | 1550 |
| Danawala | FBOPF | | 1550 |
| Pothotuwa | FBOPF1 | @ | 1650 |
| Dellawa | FBOPF1 | @ | 1600 |
| Hidellana | FBOPF1 | @ | 1600 |
| Kelani | FBOPF1 | @ | 1600 |
| Adams View | FBOPF1 | @ | 1600 |
| New Galagawa | FBOPF1 | | 1600 |
| Makandura | FBOPF1 | | 1600 |
| Sithaka | FBOPF1 | | 1600 |
| Dampahala | FBOPF1 | | 1600 |
| Stream Line | FBOPF1 | | 1600 |
| Galatara | FBOPF1 | | 1600 |
| Gunawardana | BOP1 | @ | 3000 |
| Pothotuwa | BOP1 | @ | 2950 |
| Pothotuwa | OP1 | @ | 3800 |
| Miriswatta | OP | | 1600 |
| Liyonta | OPA | | 1600 |
| Golden Garden | PEK | | 2550 |
| Golden Garden | PEK1 | | 2200 |
| Galatara | PEK1 | | 2150 |
| Rajjuruwatta Super | PEK1 | | 2150 |
| Kamarangapitiya | PEK1 | @ | 2100 |
| Andaradeniya Super | PEK1 | | 2100 |
| Mulatiyana Hills | PEK1 | | 2100 |
| New Batuwangala | PEK1 | | 2100 |
| Wattahena | PEK1 | | 2100 |

| UVA MEDIUM | | | |
|------------------|--------|---|------|
| Pettiagalla | BOP | | 1400 |
| Hindagala | BOPSp | | 1380 |
| Misty-Uva | BOPSp | @ | 1220 |
| El Teb | BOPF | | 1000 |
| Dickwella | BOPFSp | @ | 1420 |
| Sarnia Plaiderie | BOP1 | | 1800 |
| Aruna Passara | FBOP | | 1750 |
| Dickwella | FBOP1 | @ | 1200 |
| Mist-Uva | FBOP1 | @ | 1060 |
| Halpewatta Uva | FBOP1 | @ | 1040 |
| Hindagala | FBOPF | | 1020 |
| Sarnia Plaiderie | FBOPF1 | @ | 1500 |
| Sarnia Plaiderie | OP | | 1120 |
| Hindagala | OPA | | 1100 |

| UVA MEDIUM | | | |
|------------------|------|---|------|
| Uva Samovar | OP1 | @ | 1400 |
| High Spring | OP1 | | 1400 |
| Mist-Uva | OP1 | @ | 1380 |
| Sarnia Plaiderie | PEK | @ | 1440 |
| Dickwella | PEK1 | | 1700 |
| Sarnia Plaiderie | PEK1 | | 1700 |
| Ambrosia Uva | PEK1 | @ | 1500 |
| Pettiagalla | PEK1 | | 1500 |
| Halpewatta Uva | PEK1 | @ | 1480 |
| Aruna Passara | PEK1 | | 1480 |

| UVA HIGH | | | |
|---------------|--------|---|------|
| Ellathota Uva | BOP | @ | 1280 |
| Bandaraeliya | BOP | @ | 1200 |
| Aislaby | BOPSp | | 1460 |
| Uva Highlands | BOPSp | @ | 1380 |
| Nayabedde | BOPF | @ | 1280 |
| Uva Highlands | BOP1 | @ | 1750 |
| Gonamotawa | FBOP | @ | 1700 |
| Ellathota Uva | FBOP1 | | 1140 |
| Spring Valley | FBOP1 | @ | 1100 |
| Spring Valley | FBOPF | | 810 |
| Aislaby | FBOPF1 | @ | 1480 |
| Gonamotawa | FBOPF1 | @ | 1440 |
| Ranaya | OP | | 1180 |
| Ellathota Uva | OPA | | 1080 |
| Ellathota Uva | OP1 | | 1500 |
| Ellathota Uva | PEK | | 1340 |
| Ranaya | PEK1 | | 1650 |

| UNORTHODOX HIGH | | | |
|-----------------|-----|---|------|
| Dunsinane CTC | PF1 | @ | 1100 |
| Ulugedara CTC | PF1 | | 1100 |
| Florence CTC | PF1 | | 1100 |

| UNORTHODOX MEDIUM | | | |
|-------------------|-----|---|------|
| Stathdon CTC | PF1 | @ | 1120 |
| Delta CTC | PF1 | | 1120 |
| Aultmore CTC | BP1 | | 1060 |
| Aultmore CTC | BPS | | 1020 |

| UNORTHODOX LOW | | | |
|--------------------|-----|--|------|
| Hingalgoda CTC | PF1 | | 1380 |
| Ceciliyan CTC | BP1 | | 1360 |
| Lantern Hill C.T.C | BPS | | 840 |

| PREMIUM FLOWERY | | | |
|-----------------|------------|--|------|
| Karawita | FBOPFSp | | 4950 |
| Kendalanda | FBOPFExSp | | 4450 |
| Ceyenta | FBOPFExSp1 | | 4350 |

| DUSTS | | | |
|---------------|-------|--|------|
| Mattakelle | DUST1 | | 1700 |
| Ceciliyan CTC | PD | | 1480 |
| Wattegodde | DUST | | 1280 |

| OFF GRADES | | | |
|------------------|-------|---|------|
| Wanarajah | FGS1 | @ | 1320 |
| Court Lodge | FGS | | 1100 |
| Hingalgoda CTC | PF | | 1160 |
| Gunawardana | BM | @ | 1200 |
| Suvishka | BP | | 1220 |
| Chandrika Estate | BOP1A | | 1260 |
| New Kandedola | BOP1A | @ | 1240 |

QUANTITY SOLD

| DURING THE PERIOD 22ND-28TH JANUARY 2026 | WEEKLY (KGS) | | TODATE (KGS) | |
|---|------------------|------------------|-------------------|-------------------|
| | 2026 | 2025 | 2026 | 2025 |
| PRIVATE SALES | 344,946 | 202,993 | 952,605 | 931,701 |
| PUBLIC AUCTION | 4,709,425 | 5,529,222 | 19,115,718 | 20,402,151 |
| FORWARD CONTRACTS | 40,200 | 14,720 | 150,000 | 289,900 |
| DIRECT SALES | NIL | NIL | NIL | NIL |
| TOTAL | 5,094,571 | 5,746,935 | 20,218,323 | 21,623,752 |
| BMF EXCLUDED FROM PRIVATE SALE | 46,800 | 18,600 | 105,800 | 260,453 |

(QUANTITY SOLD AND THE AVERAGE PRICE PER AUCTION)

| | Quantity (M/kgs) | | | AVG Price (LKR) | | | Avg Price (USD) | | |
|----------------------|------------------|------|------|-----------------|---------|---------|-----------------|------|------|
| | 2026 | 2025 | 2024 | 2026 | 2025 | 2024 | 2026 | 2025 | 2024 |
| 21ST JANUARY 2026 | 5.19 | 5.99 | 4.64 | 1178.86 | 1217.13 | 1291.19 | 3.85 | 4.16 | 4.07 |
| 28TH JANUARY 2026 | 4.71 | 5.53 | 5.94 | 1173.31 | 1226.61 | 1308.91 | 3.84 | 4.17 | 4.12 |

Source: Central Bank of Sri Lanka / Buying Rates

RATES OF EXCHANGE

SRI LANKA RUPEE APPROX PER UNIT OF CURRENCY

| YEAR | 2026 | 2025 | 2024 |
|--------|--------|--------|--------|
| USD | 305.58 | 295.51 | 315.50 |
| STG.PD | 417.07 | 366.85 | 399.75 |
| EURO | 361.28 | 304.98 | 342.29 |
| YEN | 1.96 | 1.91 | 2.12 |

Source: Central Bank of Sri Lanka / Buying Rates

PUBLIC AUCTION/GROSS SALES AVERAGE

| SALE NO 4 27TH/ 28TH JANUARY 2026 | WEEKLY(LKR) | | | TODATE (LKR) | | | WEEKLY(USD) | | | TODATE(USD) | | |
|--------------------------------------|----------------|----------------|----------------|----------------|----------------|----------------|-------------|-------------|-------------|-------------|-------------|-------------|
| | 2026 | 2025 | 2024 | 2026 | 2025 | 2024 | 2026 | 2025 | 2024 | 2026 | 2025 | 2024 |
| Uva High Grown | 1017.57 | 1063.68 | 1035.79 | 1030.09 | 1051.14 | 1028.49 | 3.33 | 3.62 | 3.26 | 3.34 | 3.61 | 3.25 |
| Western High Grown | 1214.42 | 1160.74 | 1134.12 | 1195.15 | 1150.25 | 1116.84 | 3.97 | 3.95 | 3.57 | 3.88 | 3.95 | 3.53 |
| CTC High Grown | 1161.42 | 1125.30 | 1134.38 | 1130.11 | 1098.15 | 1103.36 | 3.80 | 3.83 | 3.57 | 3.67 | 3.77 | 3.49 |
| High Grown (Summary) | 1160.73 | 1129.37 | 1109.46 | 1142.26 | 1116.37 | 1091.25 | 3.80 | 3.84 | 3.50 | 3.71 | 3.83 | 3.45 |
| Uva Medium Grown | 936.44 | 1073.99 | 1117.43 | 958.57 | 1069.24 | 1094.51 | 3.06 | 3.65 | 3.52 | 3.11 | 3.67 | 3.46 |
| Western Medium Grown | 989.20 | 1070.32 | 1100.12 | 990.22 | 1028.00 | 1075.83 | 3.23 | 3.64 | 3.47 | 3.21 | 3.53 | 3.40 |
| CTC Medium Grown | 1036.78 | 1022.10 | 935.95 | 1013.39 | 966.57 | 914.82 | 3.39 | 3.47 | 2.95 | 3.29 | 3.32 | 2.89 |
| Medium Grown (Summary) | 973.46 | 1071.55 | 1104.38 | 980.01 | 1043.00 | 1081.43 | 3.18 | 3.64 | 3.48 | 3.18 | 3.58 | 3.42 |
| Orthodox Low Grown | 1244.50 | 1310.60 | 1445.36 | 1253.65 | 1293.39 | 1407.35 | 4.07 | 4.46 | 4.55 | 4.07 | 4.44 | 4.45 |
| CTC Low Grown | 982.91 | 1016.31 | 1058.36 | 960.45 | 950.31 | 1089.12 | 3.21 | 3.45 | 3.33 | 3.12 | 3.26 | 3.44 |
| Low Grown(Summary) | 1228.31 | 1298.80 | 1417.14 | 1233.52 | 1279.42 | 1387.01 | 4.02 | 4.41 | 4.47 | 4.00 | 4.39 | 4.38 |
| Total | 1173.31 | 1226.61 | 1308.91 | 1174.20 | 1208.08 | 1277.12 | 3.84 | 4.17 | 4.12 | 3.81 | 4.14 | 4.03 |

Source: Oanda Exchange Rates

Source: MSL - Averages

NATIONAL TEA SALE AVERAGES MONTH OF JANUARY 2026

| | MONTH(LKR) | | | TODATE (LKR) | | | MONTH(USD) | | | TODATE(USD) | | |
|------------------------|----------------|----------------|----------------|----------------|----------------|----------------|-------------|-------------|-------------|-------------|-------------|-------------|
| | 2026 | 2025 | 2024 | 2026 | 2025 | 2024 | 2026 | 2025 | 2024 | 2026 | 2025 | 2024 |
| Uva High Grown | 1047.65 | 1062.32 | 1026.48 | 1047.65 | 1062.32 | 1026.48 | 3.38 | 3.59 | 3.20 | 3.38 | 3.59 | 3.20 |
| Western High Grown | 1205.47 | 1156.86 | 1136.55 | 1205.47 | 1156.86 | 1136.55 | 3.89 | 3.91 | 3.54 | 3.89 | 3.91 | 3.54 |
| CTC High Grown | 1130.11 | 1099.33 | 1117.33 | 1130.11 | 1099.33 | 1117.33 | 3.65 | 3.71 | 3.48 | 3.65 | 3.71 | 3.48 |
| High Grown (Summary) | 1143.12 | 1105.66 | 1090.23 | 1143.12 | 1105.66 | 1090.23 | 3.69 | 3.73 | 3.39 | 3.69 | 3.73 | 3.39 |
| Uva Medium Grown | 959.29 | 1070.15 | 1080.37 | 959.29 | 1070.15 | 1080.37 | 3.10 | 3.61 | 3.36 | 3.10 | 3.61 | 3.36 |
| Western Medium Grown | 1002.19 | 1032.56 | 1084.78 | 1002.19 | 1032.56 | 1084.78 | 3.24 | 3.49 | 3.38 | 3.24 | 3.49 | 3.38 |
| CTC Medium Grown | 1013.14 | 964.95 | 916.32 | 1013.14 | 964.95 | 916.32 | 3.27 | 3.26 | 2.85 | 3.27 | 3.26 | 2.85 |
| Medium Grown (Summary) | 987.40 | 1038.05 | 1086.29 | 987.40 | 1038.05 | 1086.29 | 3.19 | 3.50 | 3.38 | 3.19 | 3.50 | 3.38 |
| Orthodox Low Grown | 1254.58 | 1296.89 | 1422.14 | 1254.58 | 1296.89 | 1422.14 | 4.05 | 4.38 | 4.43 | 4.05 | 4.38 | 4.43 |
| CTC Low Grown | 959.83 | 948.46 | 1091.79 | 959.83 | 948.46 | 1091.79 | 3.10 | 3.20 | 3.40 | 3.10 | 3.20 | 3.40 |
| Low Grown(Summary) | 1221.63 | 1255.60 | 1391.99 | 1221.63 | 1255.60 | 1391.99 | 3.95 | 4.24 | 4.33 | 3.95 | 4.24 | 4.33 |
| Total | 1164.54 | 1185.43 | 1275.31 | 1164.54 | 1185.43 | 1275.31 | 3.76 | 4.00 | 3.97 | 3.76 | 4.00 | 3.97 |

Source: Oanda Exchange Rates

Source: SLTB

WORLD TEA PRODUCTION (M/KGS)

| | | | | TODATE | | | DIFFERENCE +/- | |
|-------------|------|------|------|--------|--------|--------|----------------|--------------|
| | 2023 | 2024 | 2025 | 2023 | 2024 | 2025 | 2023 vs 2024 | 2024 vs 2025 |
| Dec | | | | | | | | |
| Sri Lanka | 19.8 | 21.8 | 21.4 | 256.1 | 262.7 | 264.1 | 6.6 | 1.4 |
| North India | 66.3 | 12.2 | 61.4 | 1156.9 | 1076.6 | 1136.2 | -80.3 | 59.6 |
| South India | 18.1 | 18.4 | 18 | 236.7 | 227 | 233.8 | -9.7 | 6.8 |

| | | | | TODATE | | | DIFFERENCE +/- | |
|------------|------|------|------|--------|------|------|----------------|--------------|
| | 2023 | 2024 | 2025 | 2023 | 2024 | 2025 | 2023 vs 2024 | 2024 vs 2025 |
| Nov | | | | | | | | |
| Bangladesh | 11.6 | 9.9 | 10.2 | 95.1 | 86.7 | 85.7 | -8.4 | -1 |
| Malawi | 2.7 | 3.2 | 0.9 | 39.3 | 44.8 | 39.3 | 5.5 | -5.5 |

| | | | | TODATE | | | DIFFERENCE +/- | |
|-------|------|------|------|--------|-------|-------|----------------|--------------|
| | 2023 | 2024 | 2025 | 2023 | 2024 | 2025 | 2023 vs 2024 | 2024 vs 2025 |
| | Oct | | | | | | | |
| Kenya | 52.8 | 50.1 | 49.7 | 465 | 495.2 | 451.4 | 30.2 | -43.8 |

DETAILS OF AWAITING SALE

SALE NO : 6

Scheduled for 10TH/11TH FEBRUARY 2026

| | LOTS | QUANTITY |
|-----------------|---------------|------------------|
| ExEstate | 748 | 729,368 |
| High & Medium | 1,394 | 556,400 |
| Leafy | 2,551 | 959,969 |
| Semi Leafy | 1,723 | 696,649 |
| Tippy | 2,290 | 1,058,442 |
| Premium Flowery | 253 | 34,822 |
| OffGrades | 2,761 | 1,449,665 |
| Dust | 532 | 464,532 |
| Total | 12,252 | 5,949,847 |
| RePrint | 2,604 | 1,265,688 |

17/02/2026

Buyers Prompt

18/02/2026

Sellers Prompt

This sale last year
Sale No. 6 | 10TH/11TH FEBRUARY 2025

| | |
|-------------------|----------------|
| Lots | :11,619 |
| Re-print Lots | :1,030 |
| Quantity | :5,896,636 kgs |
| Re-print Quantity | :552,027 kgs |

LOW GROWN CATALOGUES

Violations Excluded

22/01/2026

LEAFY

Closed

SEMI-LEAFY

Closed

TIPPY

Closed

OTHER MAIN SALE CATALOGUES

22/01/2026

HIGH & MEDIUM

Closed

PREMIUM FLOWERY

Closed

OFF GRADES

Closed

NO .OF PKGS

162,119

CTC

9,600 Pkgs - 507,882 kgs

ORDER OF SALE

Approx Selling time of
F&W Catalogues

10TH

FEBRUARY 2026

| Ex-Estate | LG Large Leaf//Semi Leafy/LG Small Leaf/BOP1A/ Premium | High & Medium/Off Grade /Dust |
|-----------|--|-------------------------------|
| JK | FW | AS |
| LC | MB | BC |
| CTB | BC | CTB |
| EB | EB | JK |
| FW | CTB | EB |
| BC | AS | FW |
| AS | JK | MB |
| MB | LC | LC |

8.30am Low Grown - Leafy Teas

8.30am Semi - Leafy Teas

8.30am Low Grown - Tippy Teas

12.30pm Main Sale - High & Medium

3.30pm BOP1A

11TH

FEBRUARY 2026

9.30am Premium Flowery

10.00am Ex-Estate

10.00am Off Grade

1.30pm Dust

BC - BPML Produce Marketing (Pvt) Ltd FW - Forbes & Walker Tea Brokers (Pvt) Ltd

LC - Lanka Commodity Brokers Ltd AS - Asia Siyaka Commodities PLC

EB - Eastern Brokers Ltd JK - John Keells PLC

CTB - Ceylon Tea Brokers PLC MB - Mercantile Produce Brokers (Pvt)Ltd

DETAILS OF AWAITING SALE

SALE NO : 7

Scheduled for 17TH/18TH FEBRUARY 2026

| | LOTS | QUANTITY |
|-----------------|---------------|------------------|
| ExEstate | 859 | 799,623 |
| High & Medium | 1,589 | 646,567 |
| Leafy | 2,293 | 829,242 |
| Semi Leafy | 1,621 | 643,358 |
| Tippy | 2,091 | 942,118 |
| Premium Flowery | 454 | 63,340 |
| OffGrades | 2,470 | 1,264,462 |
| Dust | 598 | 534,304 |
| Total | 11,975 | 5,723,014 |
| RePrint | 2,154 | 958,048 |

24/02/2026

Buyers Prompt

25/02/2026

Sellers Prompt

**This sale last year
Sale No. 7 | 18TH/19TH FEBRUARY 2025**

| | |
|--------------------------|-----------------------|
| Lots | :11,574 |
| Re-print Lots | :983 |
| Quantity | :5,863,259 kgs |
| Re-print Quantity | :494,039 kgs |

LOW GROWN CATALOGUES

Violations Excluded

29/01/2026

LEAFY
Closed

SEMI-LEAFY
Closed

TIPPY
Closed

OTHER MAIN SALE CATALOGUES

29/01/2026

**HIGH &
MEDIUM**
Closed

**PREMIUM
FLOWERY**
Closed

**OFF
GRADES**
Closed

NO .OF PKGS
152,548

CTC
8,381 Pkgs - 494,052 kgs

CATALOGUE CLOSURE DETAILS

17/18

FEBRUARY 2026

Sale No. 7

The Ex-Estate catalogue closed on 29th January 2026, excluding violations. The Main Sale catalogues too closed on 29th January 2026, excluding violations.

24/25

FEBRUARY 2026

Sale No. 8

The Ex-Estate and Main Sale catalogues are scheduled to close on 06th February 2026.

03/04

MARCH 2026

Sale No. 9

The Ex-Estate and Main Sale catalogues are scheduled to close on 12th February 2026.

TEA MARKETS AROUND THE WORLD

BANGLADESH AUCTION

02ND FEBRUARY 2026 (SALE NO. 39)

CTC LEAF: 37,401 packages of tea on offer met with a good demand.

BROKENs: Well made good liquoring Broken s were a strong market and tended dearer. Medium varieties were a fairly good market and were about steady. Plain varieties were a little less in demand and were easier with fair withdrawals. BLF teas once again met with a good demand and were firm to slightly dearer compared to last.

FANNINGS: Well made good liquoring Fannings were a strong market and were firm to slightly dearer. Medium varieties were a good market and generally sold at around last levels following quality. Plain varieties were less sought after and there were fair withdrawals in this category. BLF teas once again met with a good demand and were firm to slightly dearer compared to last.

DUST: 8,708 packages of tea on offer met with a fair

demand. Select few well made good liquoring teas met with good demand and sold around last levels. Other good liquoring teas and Medium teas sold fairly well at easier rates. Plain/BLF Dusts were an easier market with some withdrawals. Blenders lent strong support with fair interest from the Loose tea buyers. COMMENTS: Offerings this week comprised of a fair quantity of end of season varieties which were mostly neglected. However, a limited quantity of well made good liquoring types were strongly competed for and were slightly dearer over last. Blenders continued to operate in strength whilst Loose tea buyers remained selective.

Good liquoring Dusts again were a strong feature of the sale.

Our Catalogue: (Sale 39) Avg : Tk 261.09, Sold 71.28% , (Sale 38) Avg : Tk 261.93, Sold 73.84%

| QUOTATIONS | BROKENs | QUOTATIONS | FANNINGS |
|---------------|-----------|---------------|-----------|
| <i>Best</i> | 2.22-2.30 | <i>Best</i> | 2.22-2.34 |
| <i>Good</i> | 2.05-2.14 | <i>Good</i> | 2.09-2.18 |
| <i>Medium</i> | 2.03-2.05 | <i>Medium</i> | 2.04-2.05 |
| <i>Plain</i> | 2.01-2.02 | <i>Plain</i> | 2.01-2.03 |
| <i>BLF</i> | 1.85-2.04 | <i>BLF</i> | 1.93-2.04 |

Courtesy - National Brokers Limited.

KOLKATA AUCTION

03RD FEBRUARY 2026 (SALE NO.05)

| | 2025 | 2024 | DIFFERENCE |
|-----------------|--------|----------|------------|
| <i>CTC</i> | 38,030 | 1,01,009 | -62,979 |
| <i>ORTHODOX</i> | 46,520 | 21,996 | 24,524 |
| <i>DUST</i> | 17,630 | 43,323 | -25,693 |

KOLKATA SALE CTC MARKET

MARKET REPORT:

Market opened to good demand. All sorts irregular and selling in line with quality.

BUYING PATTERN:

HUL: Operating

TCPL: Selective

Western India : Fair Support

Exporters : Operating

KOLKATA SALE ORTHODOX MARKET

MARKET REPORT:

Market opened to strong demand. Nominal quantity of clean, well made Whole Leaf and Broken s on offer selling at firm to occasionally dearer rates.

Remainder Whole Leaf and Broken s irregular around last levels. Cleaner Secondaries selling around last levels. Browner stalkier Secondaries tending irregular and at times lower following quality.

BUYING PATTERN:

Middle East : Active

CIS: Good Support

HUL: Operating

Courtesy - J Thomas & Company Private Limited

TEA MARKETS AROUND THE WORLD

COONOR AUCTION

31ST JANUARY 2026 (SALE NO. 05)

CTC LEAF

DEMAND: - Good Demand.

MARKET: - The total CTC leaf teas sold this week was 89.79 % (527313.37kgs) of the total offering of 587297.67Kgs. Prices for the best & good teas remained at last levels with few improved invoices appreciating on competition. Remainders too maintained prices at last levels.

BUYING PATTERN: - Major Blenders along with western India packer were the mainstay of the market with 54.14% absorption. The regional buyers improved buying on the medium and smaller broken grades. The other internal buyers were selective. The CIS, Middle east Russia & Iraq exporters operated on the medium and plainer teas.

ORTHODOX LEAF

DEMAND: - Good but selective demand.

MARKET: - The well-made whole leaf grade saw an irregular price trend whilst the broken grades sold firm to dearer. Fanning grades on both the categories saw a firm levels.

BUYING PATTERN: - CIS, ME & Russia were active. Upcountry & internal buyers were selective.

CTC DUST

DEMAND: - Good demand continued to persist.

MARKET: - CTC dust offer this week was at 153438.30Kgs of which 127380.48kgs were sold (83.02%). Best, good & better medium teas sold at irregular prices following quality. Medium & plainer teas sold firm to dearer.

BUYING PATTERN: - Major blenders were selective. The up-country buyers were active on good and better medium teas along with the regional and local packers. Exporters fairly active.

ORTHODOX DUST

DEMAND: - Good demand.

MARKET: - High grown primary dust sold firm to dearer in line with competition. Secondaries dust sold at irregular prices.

BUYING PATTERN: - Internal & regional packers were selective. Exporters continued to be choosy on the secondary dust.

Courtesy -J.Thomas & Co. Pvt. Ltd

TEA MARKETS AROUND THE WORLD

GUWAHATI AUCTION 03RD FEBRUARY 2026 (SALE NO.05)

Guwahati Opening CTC Market Report

Market:

Good demand for the cleaner better liquoring reprints at around last levels. Remainder easier following quality. (ETB - 93%, PTM running at 81 %)

Buying Pattern:

HUL/ Western India/ North India/ Other internal destinations operating.

Courtesy - ASSOCIATED BROKERS PVT. LTD

MOMBASA /MALAWI /COCHIN /SILIGURI AUCTION

The above market report details were not available at the time of printing this publication.